



FOR IMMEDIATE RELEASE

MEDIA CONTACT:
 Jocelyn Collado or
 Scott Kim
 Becker Communications, Inc.
 (808) 533-4165

OAHU HOMES CONTINUE TO SELL QUICKLY; CONDOMINIUM MEDIAN PRICE SETS NEW RECORD, ACCORDING TO HONOLULU BOARD OF REALTORS®

HONOLULU — The Honolulu Board of REALTORS® released resale figures today for the month of April 2016. According to the analysis conducted by the Board, using data collected from its computerized Multiple Listing Service (MLS) system, the statistics are:

<u>Single-Family Home Resales</u>				
	<u>Number of Sales</u>	<u>This Month Compared To</u>	<u>Median* Sales Price</u>	<u>This Month Compared To</u>
April 2016	301		\$720,000	
April 2015	301	0.0%	\$674,900	6.7%
<u>Condominium Resales</u>				
	<u>Number of Sales</u>	<u>This Month Compared To</u>	<u>Median* Sales Price</u>	<u>This Month Compared To</u>
April 2016	460		\$389,500	
April 2015	454	1.3%	\$370,475	5.1%

***Median price means half the prices were above and half below the given price.**

During April 2016, sales of single-family homes were flat compared to April 2015, while condominium sales increased by 1.3 percent compared to April 2015. The median price paid for single-family homes in April 2016 increased by 6.7 percent from the same month last year to \$720,000. The median price for condominiums increased by 5.1 percent from April 2015 to \$389,500. This figure represents a new record for the condominium median price on Oahu; the previous record was \$386,250, set in December 2015. According to the *Days on Market* indicator, the median days on market for single-family homes and condominiums was 15 and 19, respectively.

-more-

News Release / April 2016 Housing Statistics

-2-

“The market continues to march forward at a very fast pace. Last month it took just 15 days for a single-family home to receive an acceptable offer and just 19 days for condos. While sales were generally flat year-over-year compared to April 2015, the market remains strong, as evidenced by the increase in the median sales price and pending sales,” said Kalama Kim, 2016 president of the Honolulu Board of REALTORS®. “Condominiums continue to be a popular option for homebuyers, with the median price climbing to a record level this month. Still, we know that there are hundreds of units listed below that median price, so I’d encourage potential homebuyers to partner with a REALTOR® to find a home that meets their needs and fits their budget. The five percent increase in single-family home listings compared to last year is a good sign; however, we need to see more inventory at all points of the price spectrum to help meet continued demand and homebuyers’ preferences.”

The public is encouraged to visit www.hicentral.com to see what’s happening in the housing market. Consumers have the ability to browse Oahu single-family home and condominium listings, available for sale and for rent, and to see a comprehensive guide of homes that will be open to visit this Sunday. All searches can be done by geographic location, price range or both, and hicentral.com provides useful information about buying and selling real estate in Hawaii.

Established in 1922, the Honolulu Board of REALTORS® is one of the largest of 1,200 boards of REALTORS® in the nation, and, with more than 6,000 members, is one of the largest trade organizations on Oahu. Membership is available to licensed real estate brokers, agents, property managers, appraisers, counselors and others engaged in all aspects of the real estate industry who pledge to adhere to a strict Code of Ethics and Standards of Practice. For more information, call [\(808\) 732-3000](tel:8087323000) or visit www.hicentral.com.

(This report reflects information about resales of existing properties only and does not include new home sales. All of the MLS information is compiled from sales reported during the cited months; this data is known only after closing of escrow. The time delay between the signing of a sales contract and the closing of escrow is usually between one and three months.)

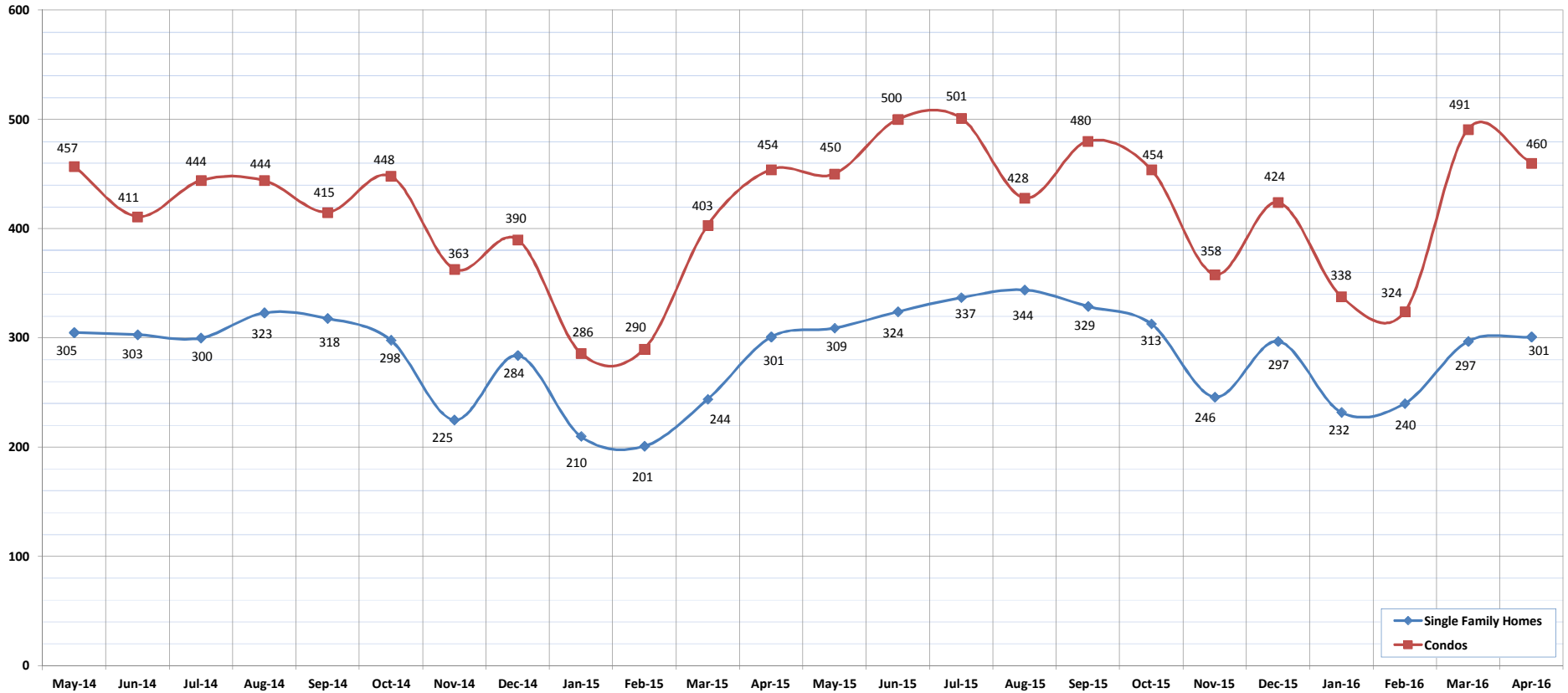
###

Closed Sales

April-16

OAHU, HAWAII

(A count of all properties that have closed in a given month.)



	May-14	Jun-14	Jul-14	Aug-14	Sep-14	Oct-14	Nov-14	Dec-14	Jan-15	Feb-15	Mar-15	Apr-15	May-15	Jun-15	Jul-15	Aug-15	Sep-15	Oct-15	Nov-15	Dec-15	Jan-16	Feb-16	Mar-16	Apr-16
Closed Sales: Single Family Homes	305	303	300	323	318	298	225	284	210	201	244	301	309	324	337	344	329	313	246	297	232	240	297	301
Closed Sales: Condos	457	411	444	444	415	448	363	390	286	290	403	454	450	500	501	428	480	454	358	424	338	324	491	460
Closed Sales: Total	762	714	744	767	733	746	588	674	496	491	647	755	759	824	838	772	809	767	604	721	570	564	788	761

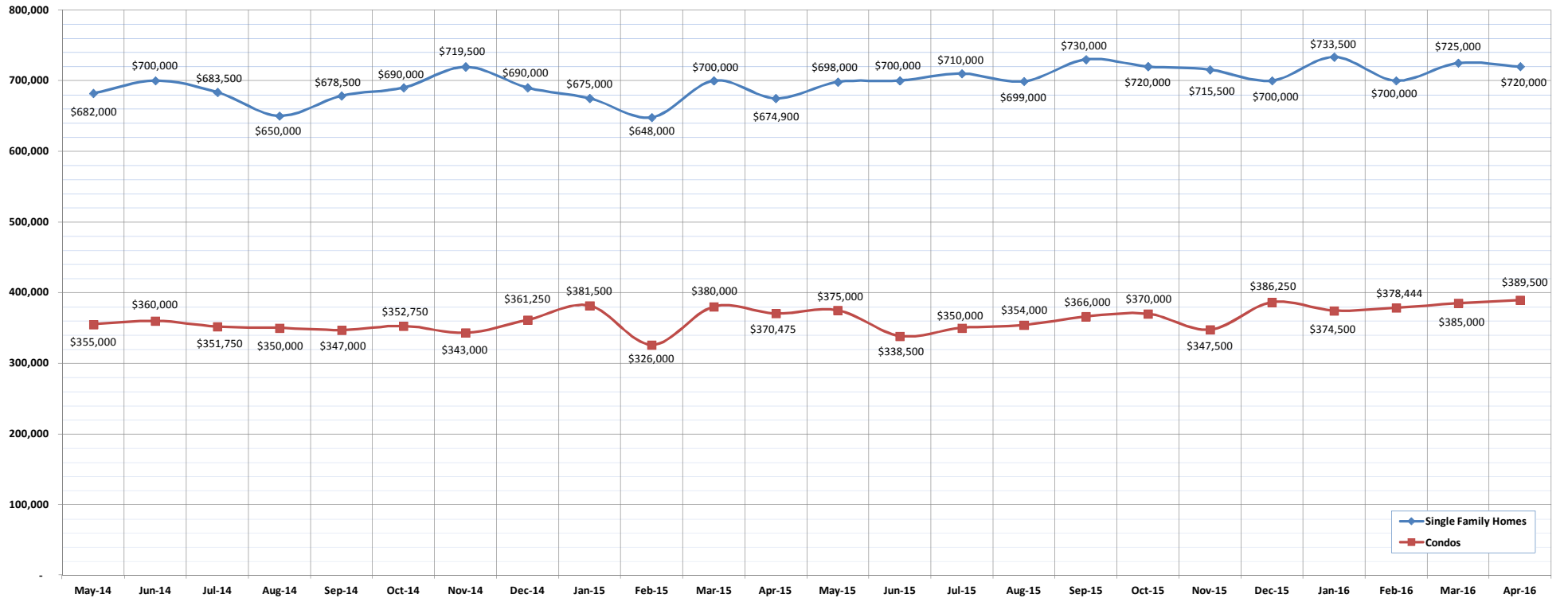
SOURCE: Honolulu Board of REALTORS®, compiled from MLS data.

Median Sales Price

April-16

OAHU, HAWAII

(The median sales price for all closed properties in a given month.)



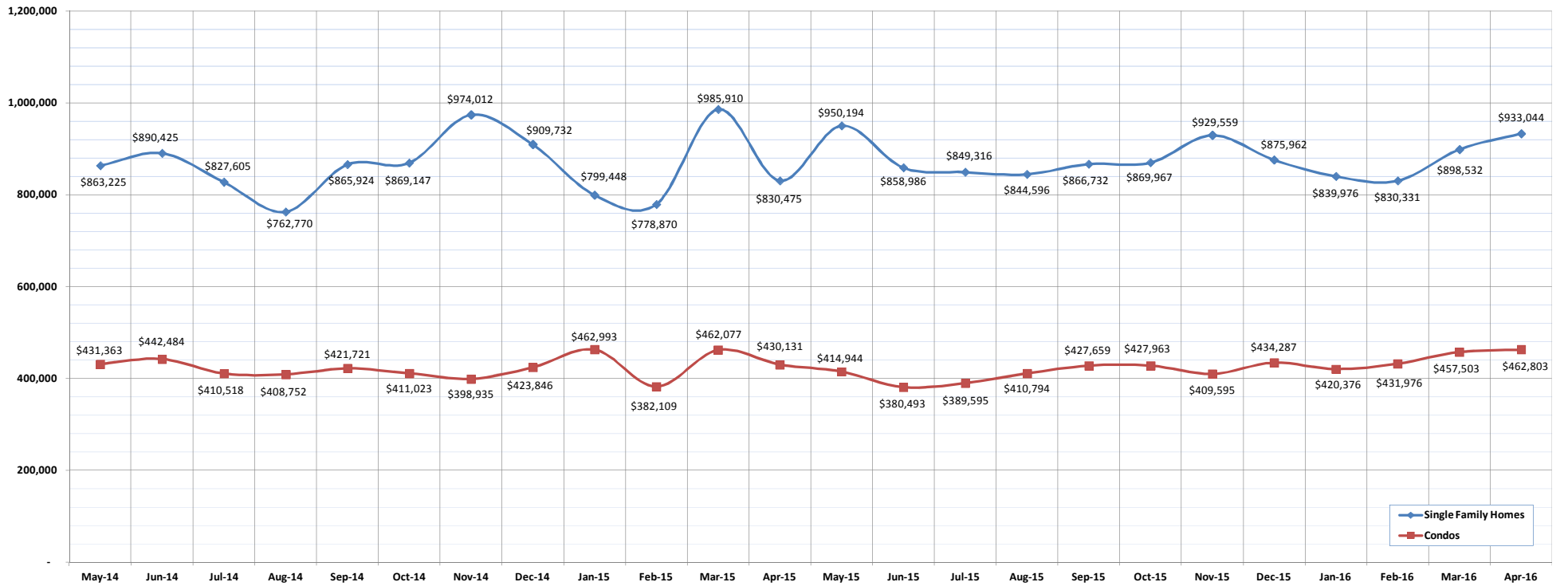
	May-14	Jun-14	Jul-14	Aug-14	Sep-14	Oct-14	Nov-14	Dec-14	Jan-15	Feb-15	Mar-15	Apr-15	May-15	Jun-15	Jul-15	Aug-15	Sep-15	Oct-15	Nov-15	Dec-15	Jan-16	Feb-16	Mar-16	Apr-16
Median Sales Price : SFH	682,000	700,000	683,500	650,000	678,500	690,000	719,500	690,000	675,000	648,000	700,000	674,900	698,000	700,000	710,000	699,000	730,000	720,000	715,500	700,000	733,500	700,000	725,000	720,000
Median Sales Price: Condos	355,000	360,000	351,750	350,000	347,000	352,750	343,000	361,250	381,500	326,000	380,000	370,475	375,000	338,500	350,000	354,000	366,000	370,000	347,500	386,250	374,500	378,444	385,000	389,500

Average Sales Price

April-16

OAHU, HAWAII

(The average sales price for all closed sales in a given month.)



	May-14	Jun-14	Jul-14	Aug-14	Sep-14	Oct-14	Nov-14	Dec-14	Jan-15	Feb-15	Mar-15	Apr-15	May-15	Jun-15	Jul-15	Aug-15	Sep-15	Oct-15	Nov-15	Dec-15	Jan-16	Feb-16	Mar-16	Apr-16
Average Sales Price: SFH	863,225	890,425	827,605	762,770	865,924	869,147	974,012	909,732	799,448	778,870	985,910	830,475	950,194	858,986	849,316	844,596	866,732	869,967	929,559	875,962	839,976	830,331	898,532	933,044
Average Sales Price: Condos	431,363	442,484	410,518	408,752	421,721	411,023	398,935	423,846	462,993	382,109	462,077	430,131	414,944	380,493	389,595	410,794	427,659	427,963	409,595	434,287	420,376	431,976	457,503	462,803

SOURCE: Honolulu Board of REALTORS®, compiled from MLS data.