



FOR IMMEDIATE RELEASE
January 7, 2014

MEDIA CONTACT:
 Caroline Witherspoon
 Becker Communications, Inc.
 (808) 533-4165

**SINGLE-FAMILY MEDIAN SALES PRICE MATCHES ALL-TIME HIGH IN DECEMBER,
 ACCORDING TO THE HONOLULU BOARD OF REALTORS®**

HONOLULU — The Honolulu Board of REALTORS® released resale figures today for the month of December. According to the analysis conducted by the Board, using data collected from its computerized Multiple Listing Service (MLS) system, the statistics are:

<u>Single-Family Home Resales</u>				
	<u>Number of Sales</u>	<u>This Month Compared To</u>	<u>Median* Sales Price</u>	<u>This Month Compared To</u>
December 2013	283		\$685,000	
December 2012	291	-2.7%	\$600,000	+14.2%
<u>Condominium Resales</u>				
	<u>Number of Sales</u>	<u>This Month Compared To</u>	<u>Median* Sales Price</u>	<u>This Month Compared To</u>
December 2013	390		\$330,000	
December 2012	401	-2.7%	\$335,000	-1.5%
*Median price means half the prices were above and half below the given price.				

During December, sales of single-family homes and condominiums decreased by 2.7 percent from December 2012. The median price paid for single-family homes in December increased 14.2 percent over the same month last year to \$685,000, matching the market’s all-time high. The median price for condominiums decreased 1.5 percent from December of last year to \$330,000. According to the *Days on Market* indicator, single-family homes were on the market for an average of 22 days and condominiums for 27 days.

“Both single-family homes and condominiums recorded a small dip in sales in December, but that is pretty typical for this time of year,” said Julie Meier, president of the Honolulu Board of REALTORS®. “We want to keep our eyes on the median sales price, especially for single-family homes, given that this month’s median price ties the market’s highest peak at \$685,000.”

(more)

News Release / December 2013 Housing Statistics

-2-

The public is encouraged to visit the Board's Internet web site at www.HiCentral.com to see what's happening in the housing market. The public has the ability to search through Oahu single-family home and condominium listings, available for sale and for rent, and to see a comprehensive guide of homes that will be open to visit this Sunday. All searches can be done by geographic location, price range or both. HiCentral.com provides useful information about buying and selling real estate in Hawaii.

Established in 1922, the Honolulu Board of REALTORS® is one of the largest of 1,500 boards of REALTORS® in the nation and, with over 5,300 members, one of the largest trade organizations on Oahu. Membership is available to licensed real estate brokers, agents, property managers, appraisers, counselors and others engaged in all aspects of the real estate industry who pledge to adhere to a strict Code of Ethics and Standards of Practice. For more information, call (808) 732-3000 or visit www.HiCentral.com.

(This report reflects information about resales of existing properties only and does not include new home sales. All of the MLS information is compiled from sales reported during the cited months; this data is known only after closing of escrow. The time delay between the signing of a sales contract and the closing of escrow is usually between one and three months.)

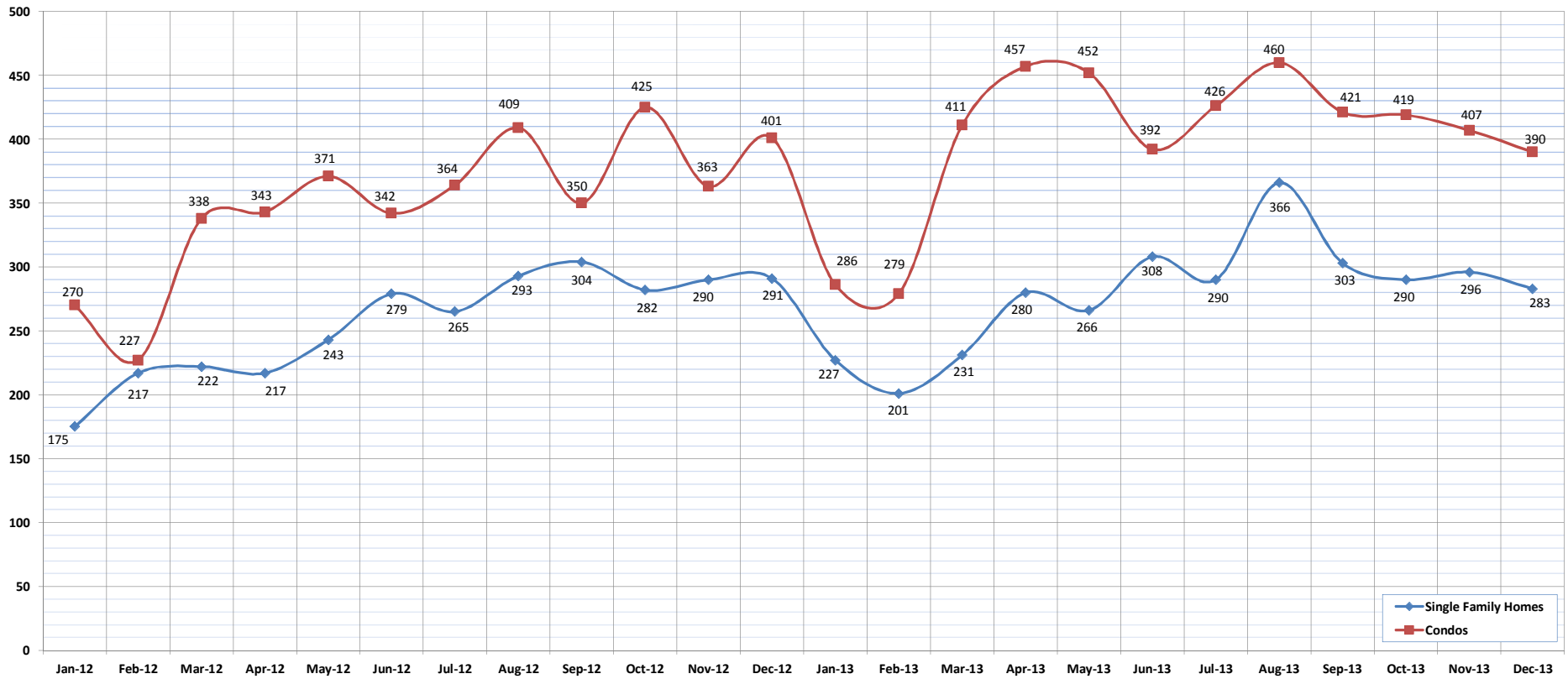
###

Closed Sales

December-13

OAHU, HAWAII

(A count of all properties that have closed in a given month.)



	Jan-12	Feb-12	Mar-12	Apr-12	May-12	Jun-12	Jul-12	Aug-12	Sep-12	Oct-12	Nov-12	Dec-12	Jan-13	Feb-13	Mar-13	Apr-13	May-13	Jun-13	Jul-13	Aug-13	Sep-13	Oct-13	Nov-13	Dec-13
Closed Sales: Single Family Homes	175	217	222	217	243	279	265	293	304	282	290	291	227	201	231	280	266	308	290	366	303	290	296	283
Closed Sales: Condos	270	227	338	343	371	342	364	409	350	425	363	401	286	279	411	457	452	392	426	460	421	419	407	390
Closed Sales: Total	445	444	560	560	614	621	629	702	654	707	653	692	513	480	642	737	718	700	716	826	724	709	703	673

SOURCE: Honolulu Board of REALTORS®, compiled from MLS data.

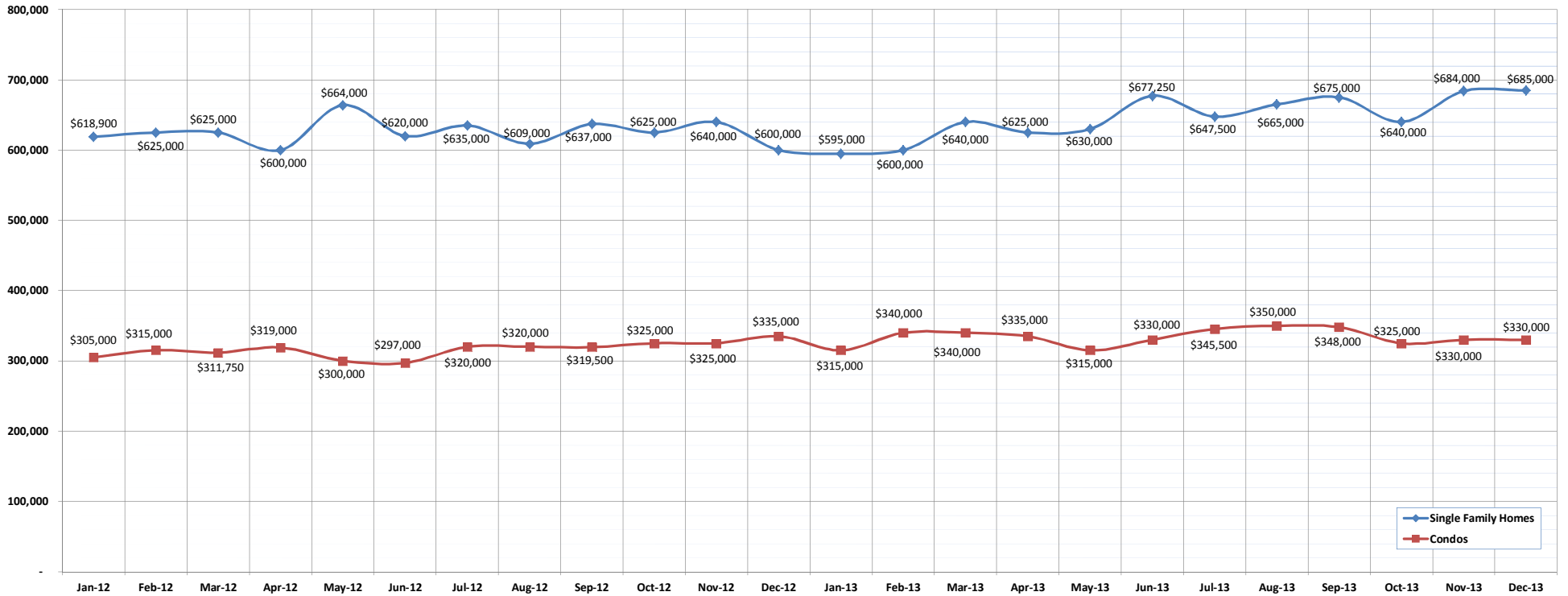


Median Sales Price

December-13

OAHU, HAWAII

(The median sales price for all closed properties in a given month.)



	Jan-12	Feb-12	Mar-12	Apr-12	May-12	Jun-12	Jul-12	Aug-12	Sep-12	Oct-12	Nov-12	Dec-12	Jan-13	Feb-13	Mar-13	Apr-13	May-13	Jun-13	Jul-13	Aug-13	Sep-13	Oct-13	Nov-13	Dec-13
Median Sales Price : SFH	618,900	625,000	625,000	600,000	664,000	620,000	635,000	609,000	637,000	625,000	640,000	600,000	595,000	600,000	640,000	625,000	630,000	677,250	647,500	665,000	675,000	640,000	684,000	685,000
Median Sales Price: Condos	305,000	315,000	311,750	319,000	300,000	297,000	320,000	320,000	319,500	325,000	325,000	335,000	315,000	340,000	340,000	335,000	315,000	330,000	345,500	350,000	348,000	325,000	330,000	330,000

SOURCE: Honolulu Board of REALTORS®, compiled from MLS data.

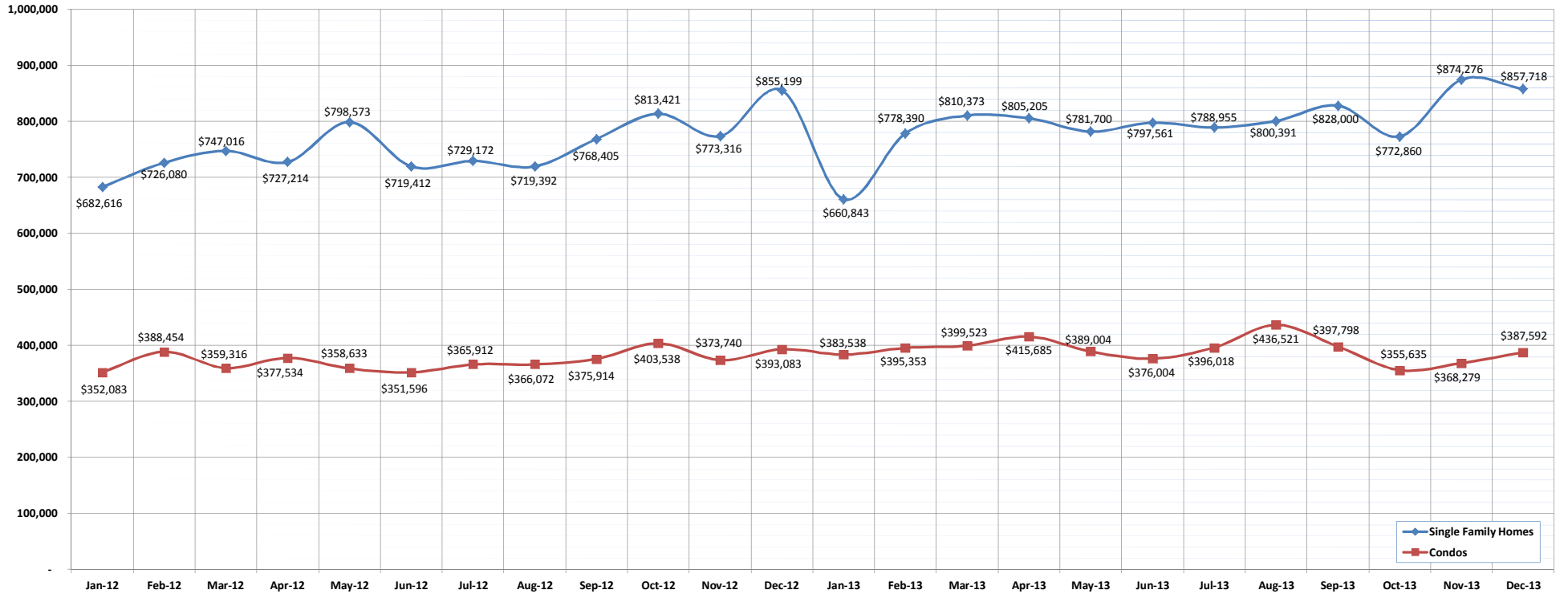


Average Sales Price

December-13

OAHU, HAWAII

(The average sales price for all closed sales in a given month.)



	Jan-12	Feb-12	Mar-12	Apr-12	May-12	Jun-12	Jul-12	Aug-12	Sep-12	Oct-12	Nov-12	Dec-12	Jan-13	Feb-13	Mar-13	Apr-13	May-13	Jun-13	Jul-13	Aug-13	Sep-13	Oct-13	Nov-13	Dec-13
Average Sales Price: SFH	682,616	726,080	747,016	727,214	798,573	719,412	729,172	719,392	768,405	813,421	773,316	855,199	660,843	778,390	810,373	805,205	781,700	797,561	788,955	800,391	828,000	772,860	874,276	857,718
Average Sales Price: Condos	352,083	388,454	359,316	377,534	358,633	351,596	365,912	366,072	375,914	403,538	373,740	393,083	383,538	395,353	399,523	415,685	389,004	376,004	396,018	436,521	397,798	355,635	368,279	387,592

SOURCE: Honolulu Board of REALTORS® , compiled from MLS data.