



***TO BE RELEASED AT 9:00AM ON MONDAY, JANUARY 7, 2013**
*Not for public distribution until that time**

FOR IMMEDIATE RELEASE

MEDIA CONTACT:
 Caroline Witherspoon or
 Lindsay McClelland
 Becker Communications, Inc.
 (808) 533-4165

**HONOLULU’S CONDO MARKET REALIZES DOUBLE-DIGIT GROWTH IN DECEMBER,
 ACCORDING TO THE HONOLULU BOARD OF REALTORS®**

****Sales of Single-Family Homes Also Continue to Increase****

HONOLULU — The Honolulu Board of REALTORS® released resale figures today for the month of December. According to the analysis conducted by the Board, using data collected from its computerized Multiple Listing Service (MLS) system, the statistics are:

<u>Single-Family Home Resales</u>				
	<u>Number of Sales</u>	<u>This Month Compared To</u>	<u>Median* Sales Price</u>	<u>This Month Compared To</u>
December 2012	291		\$600,000	
December 2011	268	+8.6%	\$605,000	-0.8%
<u>Condominium Resales</u>				
	<u>Number of Sales</u>	<u>This Month Compared To</u>	<u>Median* Sales Price</u>	<u>This Month Compared To</u>
December 2012	401		\$335,000	
December 2011	333	+20.4%	\$285,000	+17.5%
*Median price means half the prices were above and half below the given price.				

During December, sales of single-family homes and condominiums increased by 8.6 percent and by 20.4 percent, respectively, from December 2011. The median price paid for island properties in December was \$605,000 for single-family homes and \$335,000 for condominiums, a decrease of 0.8 percent and increase of 17.5 percent, respectively, compared to the same month last year. According to the *Days on Market* indicator, sales of both single-family homes and condominiums were accepted at a faster pace last month compared to a year ago, with single-family properties listing for 30 days and condominiums listing for 26 days.

News Release/ December 2012 Housing Statistics

“December was another great month for the local real estate market, with the number of closed sales and the median sales price for condominiums experiencing double-digit growth,” said Kevin Miyama, president of the Honolulu Board of REALTORS®. “While the median sales price for single-family homes was relatively flat, the number of overall sales increased in what is typically a slower time in the real estate market. All of these are great indicators of our continued recovery.”

The public is encouraged to visit the Board’s Internet web site at www.HiCentral.com to see what's happening in the housing market. The public has the ability to search through Oahu single-family home and condominium listings, available for sale and for rent, and to see a comprehensive guide of homes that will be open to visit this Sunday. All searches can be done by geographic location, price range or both. HiCentral.com provides useful information about buying and selling real estate in Hawaii.

Established in 1922, the Honolulu Board of REALTORS® is one of the largest of 1,500 boards of REALTORS® in the nation and, with over 5,300 members, one of the largest trade organizations on Oahu. Membership is available to licensed real estate brokers, agents, property managers, appraisers, counselors and others engaged in all aspects of the real estate industry who pledge to adhere to a strict Code of Ethics and Standards of Practice. For more information, call (808) 732-3000 or visit www.HiCentral.com.

(This report reflects information about resales of existing properties only and does not include new home sales. All of the MLS information is compiled from sales reported during the cited months; this data is known only after closing of escrow. The time delay between the signing of a sales contract and the closing of escrow is usually between one and three months.)

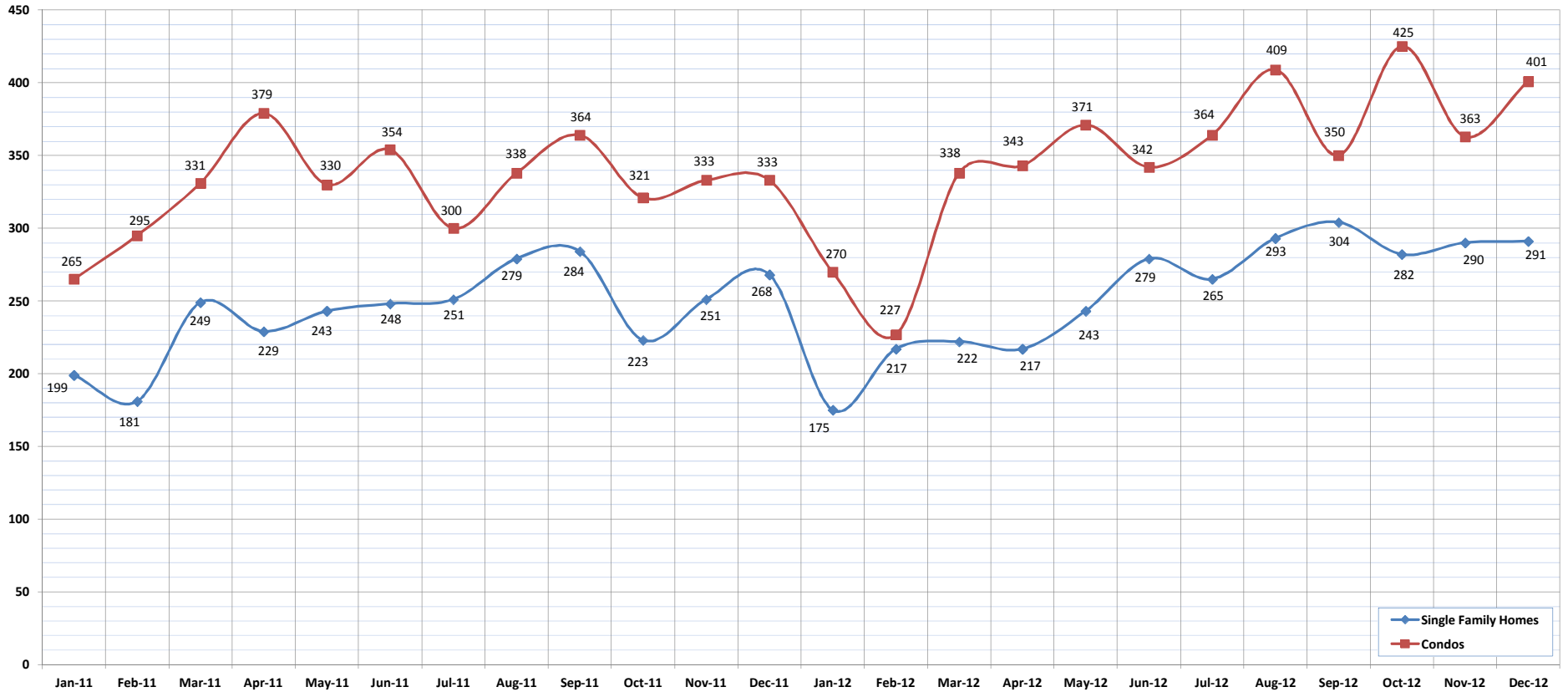
###

Closed Sales

December-12

OAHU, HAWAII

(A count of all properties that have closed in a given month.)



	Jan-11	Feb-11	Mar-11	Apr-11	May-11	Jun-11	Jul-11	Aug-11	Sep-11	Oct-11	Nov-11	Dec-11	Jan-12	Feb-12	Mar-12	Apr-12	May-12	Jun-12	Jul-12	Aug-12	Sep-12	Oct-12	Nov-12	Dec-12
Closed Sales: Single Family Homes	199	181	249	229	243	248	251	279	284	223	251	268	175	217	222	217	243	279	265	293	304	282	290	291
Closed Sales: Condos	265	295	331	379	330	354	300	338	364	321	333	333	270	227	338	343	371	342	364	409	350	425	363	401
Closed Sales: Total	464	476	580	608	573	602	551	617	648	544	584	601	445	444	560	560	614	621	629	702	654	707	653	692

SOURCE: Honolulu Board of REALTORS® , compiled from MLS data.

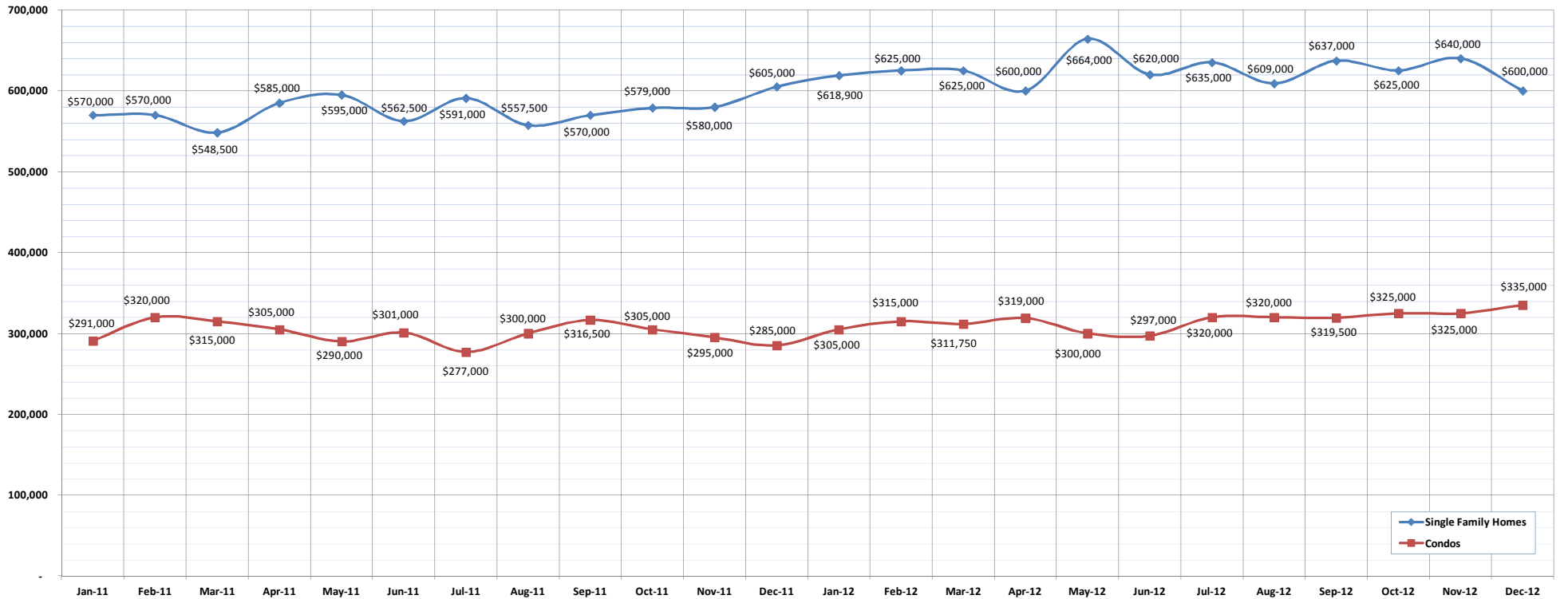


Median Sales Price

December-12

OAHU, HAWAII

(The median sales price for all closed properties in a given month.)



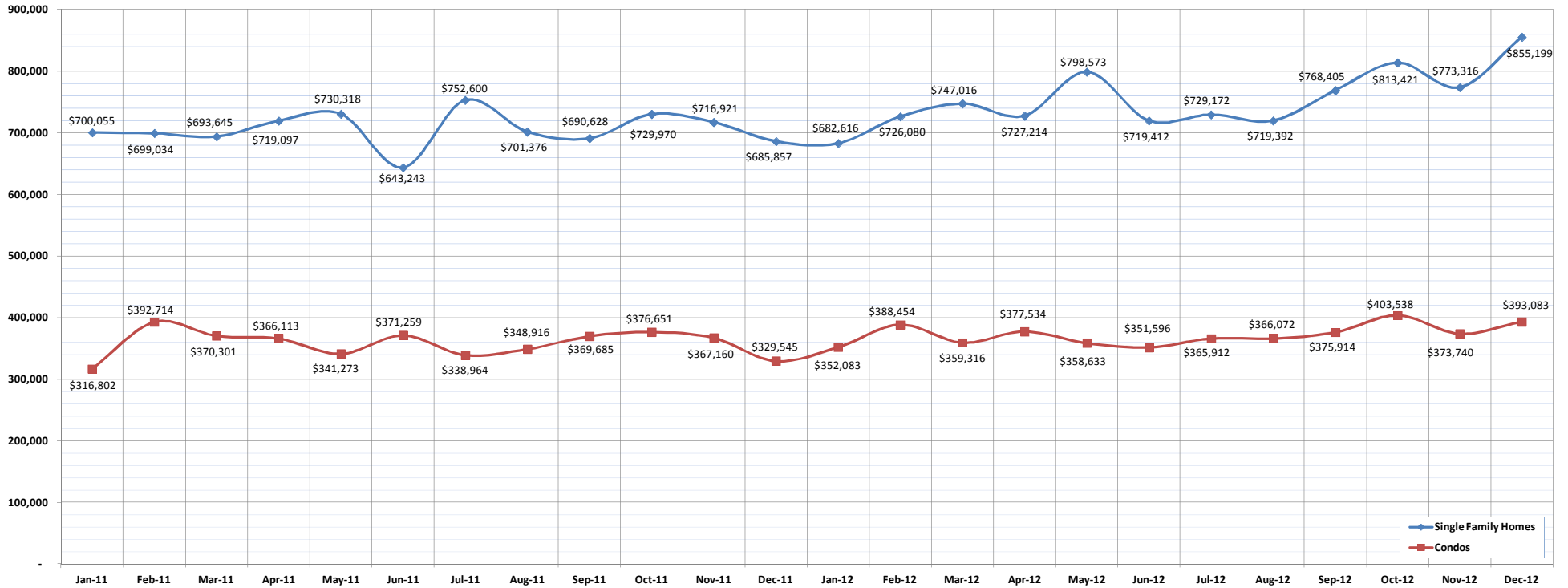
	Jan-11	Feb-11	Mar-11	Apr-11	May-11	Jun-11	Jul-11	Aug-11	Sep-11	Oct-11	Nov-11	Dec-11	Jan-12	Feb-12	Mar-12	Apr-12	May-12	Jun-12	Jul-12	Aug-12	Sep-12	Oct-12	Nov-12	Dec-12
Median Sales Price : SFH	570,000	570,000	548,500	585,000	595,000	562,500	591,000	557,500	570,000	579,000	580,000	605,000	618,900	625,000	625,000	600,000	664,000	620,000	635,000	609,000	637,000	625,000	640,000	600,000
Median Sales Price: Condos	291,000	320,000	315,000	305,000	290,000	301,000	277,000	300,000	316,500	305,000	295,000	285,000	305,000	315,000	311,750	319,000	300,000	297,000	320,000	320,000	319,500	325,000	325,000	335,000

Average Sales Price

December-12

OAHU, HAWAII

(The average sales price for all closed sales in a given month.)



	Jan-11	Feb-11	Mar-11	Apr-11	May-11	Jun-11	Jul-11	Aug-11	Sep-11	Oct-11	Nov-11	Dec-11	Jan-12	Feb-12	Mar-12	Apr-12	May-12	Jun-12	Jul-12	Aug-12	Sep-12	Oct-12	Nov-12	Dec-12
Average Sales Price: SFH	700,055	699,034	693,645	719,097	730,318	643,243	752,600	701,376	690,628	729,970	716,921	685,857	682,616	726,080	747,016	727,214	798,573	719,412	729,172	719,392	768,405	813,421	773,316	855,199
Average Sales Price: Condos	316,802	392,714	370,301	366,113	341,273	371,259	338,964	348,916	369,685	376,651	367,160	329,545	352,083	388,454	359,316	377,534	358,633	351,596	365,912	366,072	375,914	403,538	373,740	393,083